



2025 Post-School Outcomes Collection Webinar

Shava Feinstein, ODE

Charlotte Alverson, University of Oregon

May 20, 2025

Today's Agenda

- Overview of Post School Outcomes (PSO) Collection
- Accessing the PSO Application and Available Resources
- Oregon's 2025 Targets for PSO Collection
- Updates and Changes to the PSO Application
- Ensuring Accuracy in Data Entry Responses

OREGON TRANSITION EDUCATION



Transition Handbook



Transition Resources



Post-School Outcomes



Diploma Options



Events



Oregon Statewide Transition Conference



About Us

Oregon Transition Education Website

Transitionoregon.org

Congratulations to **31** Districts with **100%** Response Rate in 2024 PSO Follow-Up Interviews!



Alea	Falls City	North Lake
Athena Weston	Fern Ridge	Oregon Dept. of Corrections
Banks	Fossil	Parkrose
Camas Valley	Gladstone	Pine Eagle
Cove	Glendale	Port Orford
Culver	Huntington	Riddle
Dayville	Imbler	South Wasco
Douglas Co SD15	Jefferson SD 3	Vale
Elgin	John Day	Wallowa
Enterprise	McKenzie	
Estacada	Myrtle Point	

Why We Collect Post School Outcomes Data

Federal reporting requirement used to measure how well states fulfil the purpose of IDEA:

To ensure that all children with disabilities have available to them a free appropriate public education that emphasizes special education and related services designed to meet their unique needs and ***prepare them for further education, employment, and independent living.***

PSO Data Collection: Exit and Follow-Up Interviews

Exit Interview



1 Year Follow Up Interview



PSO Application Central Login



<https://district.ode.state.or.us/CentralLogin/>

ODE Central Login

Login with your
Username &
Password

Locate and contact
your District Security
Administrator

A screenshot of the ODE Central Login page. The page features the ODE logo and navigation links for 'Data Enterprise', 'Training', and 'Help'. A search bar is located in the top right. The main heading is 'Central Login' with a sub-heading 'ODE SYSTEM USE NOTIFICATION'. Below this is a list of four points regarding system use. There are input fields for 'User Name' and 'Password', and a 'Remember this device' checkbox. A 'Login' button is present. A purple-bordered box highlights a message: 'To request a new User Name, contact your District Security Administrator. Locate your District Security Administrator'. A link for 'Click Forgot/Reset password?' is at the bottom.

PSO Application Central Login



The screenshot shows the 'Central Login' page for DISTRICT Applications. At the top left is the logo for DISTRICT OREGON DEPARTMENT OF EDUCATION with the tagline 'Oregon achieves... together!'. To the right of the logo is a search bar containing the text 'Central Login'. Below the logo is a navigation bar with links for 'Data Enterprise', 'Training', and 'Help'. The main content area is titled 'Applications' and contains the text: 'You have been granted access to the items displayed in this list. To access an application, select it from the list.' Below this text is a list item: '• [Special Ed Post School Outcomes 2.0 - Oregon Department of Education](#)'. A large purple arrow points to this list item. At the bottom right of the main content area is a button labeled 'Edit Profile'.

Exit Interview



Exit Interview



- Optional, but critical for getting contact information **for current students**.
- Opportunity to tell student and family about the PSO Follow-Up Interview.
- Collection open year-round.
- Signed Agreement to Participate required from parent or adult student for the Exit Interview.
- Enter names, contact information and interview data for students expected to exit.
- **[Step-by-Step Guide for the Exit Interview and Input into the PSO App](https://transitionoregon.org/files/2023-06/2023%20Exit%20Interview.pptx)** :
<https://transitionoregon.org/files/2023-06/2023%20Exit%20Interview.pptx>

Exit Interview: Signed Agreement to Participate

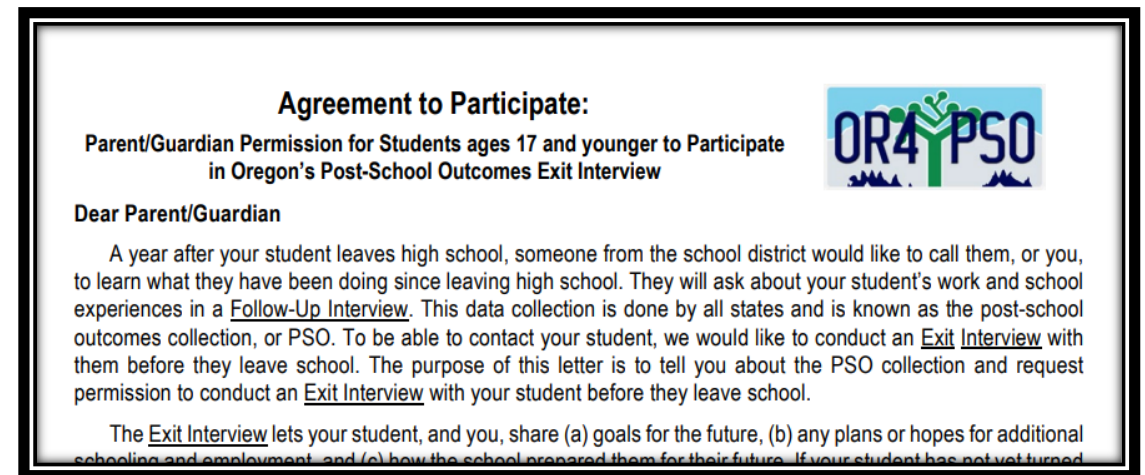


Exit Interview – Signed *Agreement to Participate* is required to interview students in school.



<https://transitionoregon.org/post-school-outcomes/exit-interview/>

Agreement to Participate: https://transitionoregon.org/wp-content/uploads/2024/02/2024_Agreement-to-participate-Parent-English-Final-v2-2.18.22.pdf



Exit Interview Tips

Tell the student and family about the Follow-Up Interview – when, why, & how the information will help future students.

Ask the student

- to address the postcard to themselves
- to identify one person they would like to talk to for the Follow-Up Interview and record that person's name along with the contact information in the Exit Interview

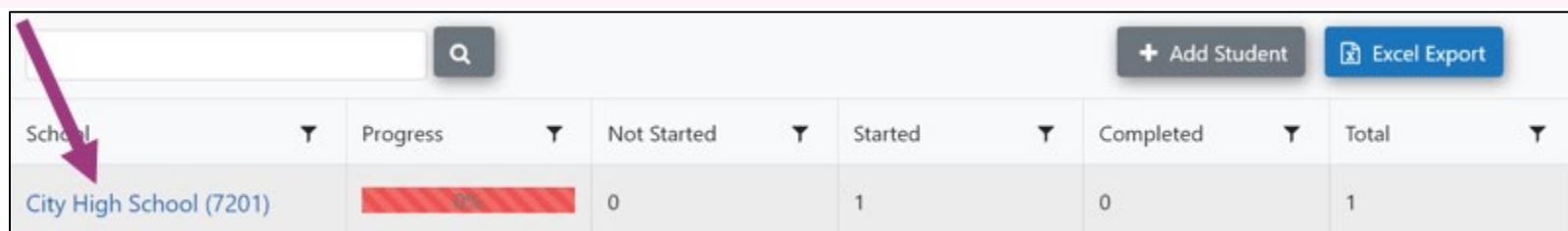
needs your help!

- We want to learn from former students how we can improve high school transition services.
- You will receive a phone call that asks questions about what you have been doing since you left school.
- Answering questions takes about 10 minutes.
- Teachers will use answers from students like you to learn what they can do to help other youth get jobs and go to school after high school.
- To make sure you have a chance to answer the questions, please call _____ to help the district find you or a family member who can help with this information.
- We want to hear from you, what you tell us is very important. It's easy and totally confidential.

Questions, contact your district/school or:
Charlotte Alverson at calverso@uoregon.edu or
Shava Feinstein, Shava.Feinstein@ode.oregon.gov

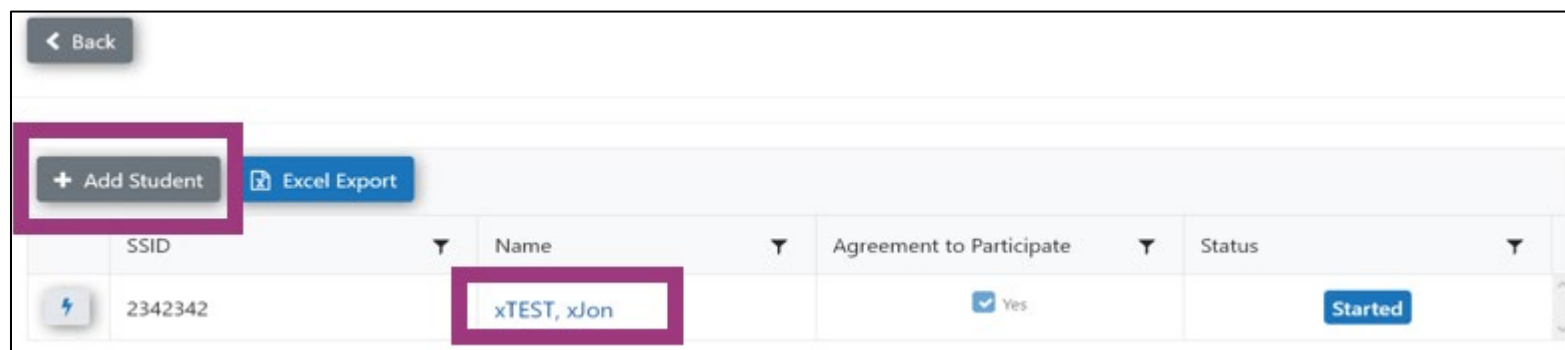
- **[PSO Postcards 4/Page \(English\)](https://transitionoregon.org/wp-content/uploads/2024/02/2024_PSO_Postcard_4_up_3381_4917-Final-v2-2.17.22-rev-1.4.24.pdf)** : https://transitionoregon.org/wp-content/uploads/2024/02/2024_PSO_Postcard_4_up_3381_4917-Final-v2-2.17.22-rev-1.4.24.pdf
- **[PSO Postcards 4/Page \(Spanish\)](https://transitionoregon.org/files/2022-02/2022_PSO_Postcard_4_up_3381_4917%20Final%20v2%202.17.22.docx)** : https://transitionoregon.org/files/2022-02/2022_PSO_Postcard_4_up_3381_4917%20Final%20v2%202.17.22.docx

Exit Interview: Students



School	Progress	Not Started	Started	Completed	Total
City High School (7201)	<div style="width: 100%; background-color: red; height: 10px;"></div>	0	1	0	1

- Click on the **School's name** to view students



SSID	Name	Agreement to Participate	Status
2342342	xTEST, xJon	<input checked="" type="checkbox"/> Yes	Started

- Click *Add Student* (Exit interview ONLY)
- Click on student name to complete the Exit Interview.

1 Year Follow-Up Interview



2025 PSO Follow Up Interview



- This year's PSO Follow Up Interview collection opens June 5, 2025 and closes September 29, 2025.
- Districts must conduct Follow-Up Interviews, even if the student or family refused to participate in the Exit Interview.
- Follow-Up Interview – Signed *Agreement to Participate* is **not required** to interview students out of school; agreement is implied when the student or family member answers the questions.

2025 PSO Follow-Up Interview

Mandatory Data Collection

All leavers who exited IDEA services during the **2023-24** school year

- Graduated, dropped out, aged-out, were expected to return but didn't
- Must be out of school for 365 days
- List of students eligible for the Follow-Up Interview is provided within the PSO 2.0 App
- Encourage districts to check the student list within the PSO 2.0 App through May 31

PSO application and data entry work best when used with real time and live interviews.

Follow Up Interview Data Collection Process



Download guide for navigating the app and the interview script with list of local resources for young adults



Print call logs (individually or in a batch)



Send postcard informing student/family of interview



Assign calls to someone who is familiar with the student(s) or to the person the student requested to talk to and make sure this person has access to the PSO application



Complete interview with student/family member; online data entry is the preferred method for doing this.



Paper copies should only be used when the application is unavailable.

Guide for Navigating the PSO 2.0 Application

Step-by-Step Guide for Follow-Up

How to Navigate the ODE PSO App 2.0 for the Follow-Up Interview, including reviewing the student list, tips and tricks, and additional resources.

[View PowerPoint](#)

<https://transitionoregon.org/post-school-outcomes/follow-up-interview/>

<https://transitionoregon.org/wp-content/uploads/2025/05/2025-Step-by-Step-Guide-for-Follow-Up-in-PSO-DRAFT-Copy-rev-4.23.25Accessible.pdf>

Follow Up Interview Script

<https://transitionoregon.org/wp-content/uploads/2024/02/PSO-Follow-Up-Telephone-Script-rev1.3.24.pdf>

Post-School Status of Students Who Received Special Education Services

Follow-Up Telephone Survey

Script for Telephone Interview

The Call Log posted on the PSO App 2.0 district site includes all contact information that was gathered from the exit interview contact form, or other available source.

- **IF someone answers and student is at least 18 years old, say:**
Hello. This is (first name). May I please speak with (student's name)?
- **IF former student (18 years or older) answers, say:**
Hi (student's name). I am calling on behalf of (____ school/district). We are interested in learning what former students have done since they left school. I'd like to ask you a few questions that will help us make our school programs better. This should only take about 10 minutes, and your name will not be used. You can choose not to answer any question and stop at any time. Would you be willing to answer a few questions?

IF yes, say:

Thank you. [Go to Questionnaire.....]

- **IF student is under 18 years of age, say:**
Are you (student's name) parent or guardian?
IF yes, say:
Hi, I am calling on behalf of (____ school/district). We are interested in learning what former students are doing since they left school. I'd like to ask you or (student's name) a



Local Resources for Young Adults

Check the links under the agency name to find your local offices and contact information. Add other local contacts that interviewers should have readily available.

Agencies & Non-profits	LOCAL Contact Information
FACT (Family and Community Together) https://www.factoregon.org/	Phone: toll-free 888-988-3228 or 503-786-6082 Address: 2475 SE Ladd Ave., Suite 430, Portland, OR 97214
Vocational Rehabilitation https://www.oregon.gov/oha/Pages/index.aspx	Phone: Address:
Oregon Employment Department — Work Source Centers https://worksourceoregon.org/	Phone: Address:
ODDS https://www.oregon.gov/oha/SENIORS-DISABILITIES/DD/Pages/index.aspx	Phone: Address:
Centers for Independent Living https://www.oregon.gov/oha/SENIORS-DISABILITIES/SILC/Pages/services.aspx	Phone: Address:
Public Health & Mental Health https://www.oregon.gov/oha/PH/ProviderPartnerResources/Pages/index.aspx	Phone: Address:
Community College (Disability Services)	Phone: Address:
Disability Rights Oregon https://droregon.org	Phone: toll-free 800-452-1694 Address: 511 SW 10th Avenue, Suite 200 Portland, OR 97205

Reaching Students



Multiple Attempts on Multiple Days at Multiple Times

- Students employed or enrolled in postsecondary education may not be available during normal working hours
- Interviewers may need to call in the evenings or on weekends

Confidentiality is required!

- All information obtained during student interviews must be kept confidential by the district and interviewers.

Data Collection 2025



- **Data Collection Targets:**

- Attempt to contact: 100% of students on the student list
- Completed interviews: 85% of students on the student list

- **Outcome Targets for SY2023-24 (FFY24):**

- Measure A: 36% (~1,028 enrolled in HE; 714 in 2024)
- Measure B: 60% (~1,713 enrolled in HE + CE; 1777 in 2024)
- Measure C: 78% (~2,227 enrolled in HE + CE + PSE/T + SOE; 2103 in 2024)



Calculations based on 2,855 respondents FFY23

Updates

- **Exit Interview Updates - None**
- **Follow-Up Interview Content Updates – None**
- **Follow-Up Interview Processes – Minor Adjustment**
 1. Added a response option of “did not talk to anyone” when documenting consent
- **Application Reminder**
 - Districts cannot add students to the Follow-Up Student List
 - For changes in the Student List, contact ODE Data Team at ode.oss-datateam@ode.state.or.us; they will verify need for addition/deletion

To consent or not consent

- Written consent is not required for the Follow-Up Interview.
- The person gives consents by answering the questions.
- The consent question is used to calculate response rate.
- Consent question follows an introduction that informs the person what they are or are not agreeing to do. Who's calling, purpose of the call, the information is confidential, and will be used to improve school for others like yourself or your child, etc.
- Consent question is directed to the former student/their designee who answers either:
 - “Yes, I’m willing to answer questions.” (consent – agree to participate)
 - “No, I’m not willing to answer questions.” (refusal – do not agree to participate)
- Consent or refusal can only be obtained by talking to a person. If you did not talk to a person, select “Did not talk to anyone.”

Response Category Option

CONSENT



B.

Are you (student, family, or other contact) willing to answer a few questions about your education, jobs, and life in general following High School?



*Required

Yes

No

Did not talk to anyone

Clear Response



Examples and Non-Examples of Refusals

Example:

- The person hears the introduction to the interview (purpose, who's calling, and how the information will be used) and says, "Not interested", "No thank you", "I'm not willing..."

Non-Examples:

- Left a voice mail
- Sent a text message – received no response
- Could not leave a message
- Talked to mom, but she would not give form student's contact information
- Started answering questions and then had to end the conversation before completing the interview.
- They hear the introduction and say, "Call back later."

Help Resources

The transitionoregon.org website PSO Resources Tab



PSO 2.0 App Dashboards & Help Tab

PSO MANAGER DISTRICT OREGON DEPARTMENT OF EDUCATION

Oregon Department of Education | Follow-Up: 2020-2021 | Exit: 2020-2021

Dashboard | Follow-Up Tracking | Exit Tracking | **Help** | ODE Reports | Admin

Welcome to the Post-School Outcomes 2.0 Application!

Updated: May 13, 2021

To Do Now:

- Enter your **Follow-Up** Dashboard> Proceed to **List Review** - click to enter> Review each school's list of students, edit/add where allowed and **Mark Review as Accurate & Complete**. The opportunity to complete this task will close on May 31, 2021.
- **Update** the Agency Contact Information below for the 2020-21 school year.
- **Include** a district special education administrator as one of the contacts.
- **Enter** Exit Interviews for the 2019-20 school year and or the 2020-21 school year. You'll find these under the Exit tab.
- **Visit** the new Transition Oregon website at transitionoregon.org to access PSO resources, training materials, and much more.

PSO Trainings:

- **NEW: PSO Training:** *Using the PSO App for the Follow-Up Interview*. Step by step guide using the PSO Application on **May 19, 2021 2:30-4:00 pm** Registration Link: https://oregon.qualtrics.com/jfe/form/SV_bmlHuFpKUye4Gsk
- **NEW:** Visit the resources tab or transitionoregon.org to view PSO training 1 of 4, "What is PSO?".



Save the Dates: 2025 PSO Trainings

Date/Time	Audience	Objective	Mode
February 28– Posted The Results are In: PSO Results from 2024	All interested parties	Share the results from the 2023 PSO data collection efforts	Recorded Only
March 13-14– OSTC - Eugene PSO Session Presentation PSO Information Table	Anyone responsible for Post-School Outcomes (PSO) data collection or reporting.	Describe PSO processes	LIVE at Conference
April 11 – Posted Ready, Set, Go for PSO: Take a Dive into PSO 2025	Data collectors & administrators collecting and reporting PSO data	Provide an overview of PSO processes, timeline, and resources for 2025	Recorded Only
May 20 - @2:00 PM (PDT) ODE Spring Training Webinar	By ODE invitation only – watch for notification	Orient Data Collectors	LIVE-Virtual
May 30 - Posted Why Does It Matter: What, Why, When and Who	All interested parties Registration required – watch for notification	How to use PSO data to inform programs	Recorded Only
June 13 - @3:00-4:00 PM (PDT) and August 15 - @3:00-4:00 PM (PDT) Open Mic Q & A	Anyone affiliated with PSO Registration required – watch for notification	Open Q & A Discussion regarding Oregon PSO	LIVE

Up-to-date training information will be posted on the ODE PSO 2.0 App Main Dashboard

Links to recorded sessions and PSO Resources are located under the PSO Resources tab: <https://transitionoregon.org/post-school-outcomes/>

Announcements and Upcoming Events

- Districts can access PSO data through the SPR&I system
- Student List Review available now
- PSO App 2.0
 - Opens first **Thursday in June – 6/5/25**
 - Closes last **Monday in September – 9/29/25**
- Conduct Exit Interviews anytime



Special Education Post-School Outcomes Data Collection Contacts



Data Owner Contact:

Shava Feinstein

Shava.Feinstein@ode.oregon.gov

Data Support Contact:

ODE Data Team

ode.oss-datateam@ode.state.or.us

PSO Support Team:

psu@uoregon.edu

Charlotte Alverson

calverso@uoregon.edu

Cindy Post

cpost3@uoregon.edu

PSO Resources on Website: TransitionOregon.org

Questions?



Thanks for all your hard work!

We appreciate you. We can't produce accurate reports without all that great data you submit!

